


Data sheet | Item number: 769-110/000-039

1-conductor female plug; 4 mm<sup>2</sup>; 10-pole; 4,00 mm<sup>2</sup>; green-yellow, blue, gray



769-110\_000-039



### Item description

According to EN 61984, pluggable connectors without current interrupting capacity shall not be mated and unmated when live or under load.

### Data

#### Electrical data

#### Ratings per IEC/EN 60664-1

Rated voltage (III / 3)	500 V
Rated impulse voltage (III / 3)	6 kV
Rated current	32 A



### Connection data

Connection technology	CAGE CLAMP®
Actuation type	Operating tool
Connectable conductor materials	Copper
Nominal cross section	4 mm <sup>2</sup>
Solid conductor	0.08 4 mm <sup>2</sup> / 28 12 AWG
Fine-stranded conductor	0.08 4 mm <sup>2</sup> / 28 12 AWG
Strip length	8 9 mm / 0.31 0.35 inch
Total number of connection points	10
Total number of potentials	10
Type of wiring	Front-entry wiring
No. of poles	10

### Geometrical Data

Width	50 mm / 1.969 inch
Height	45.2 mm / 1.78 inch
Depth	18.3 mm / 0.72 inch
Module width	5 mm / 0.197 inch

### Mechanical data

Marking level	Side marking
---------------	--------------

### Plug connection

Contact type (pluggable connector)	Female connector/socket
Connector connection type	for conductors

### Material Data


Color	green-yellow, blue, gray
Insulating material	Polyamide 66 (PA 66)
Fire load	0.057 MJ
Weight	32.396 g

### Commercial data


Country of origin	DE
GTIN	4050821653509
Customs Tariff No.	85366990990

## Approvals / Certificates



### Radio-Approvals

Logo	Approval	Additional Approval Text	Certificate name
	CSA DEKRA Certification B.V.	C22.2 No. 158	1101144



### Country specific Approvals

Logo	Approval	Additional Approval Text	Certificate name
	CSA DEKRA Certification B.V.	C22.2 No. 158	1101144

### Other Approvals

Logo	Approval	Additional Approval Text	Certificate name
	UR Underwriters Laboratories Inc.	UL 1977	E45171
	UR Underwriters Laboratories Inc.	UL 1059	E45172

### UL-Approvals

Logo	Approval	Additional Approval Text	Certificate name
	UR Underwriters Laboratories Inc.	UL 1059	20190731- E45172
	UR Underwriters Laboratories Inc.	UL 1977	E45171- 20010720

### Compatible products

## Jumper



**Item no.: 769-402**

Miniature adjacent jumper; insulated; suitable for 1-conductor female plugs; gray

769-402

## Marking accessories



**Item no.: 2009-145**

Mini-WSB Inline; for Smart Printer; on reel; stretchable 5 - 5.2 mm; plain; snap-on type; white

2009-145



**Item no.: 2009-145/000-002**

Mini-WSB Inline; for Smart Printer; on reel; stretchable 5 - 5.2 mm; plain; snap-on type; yellow

/000-002

2009-145



**Item no.: 2009-145/000-005**

Mini-WSB Inline; for Smart Printer; on reel; stretchable 5 - 5.2 mm; plain; snap-on type; red

/000-005

2009-145



**Item no.: 2009-145/000-006**

Mini-WSB Inline; for Smart Printer; on reel; stretchable 5 - 5.2 mm; plain; snap-on type; blue

/000-006

2009-145



**Item no.: 2009-145/000-007**

Mini-WSB Inline; for Smart Printer; on reel; stretchable 5 - 5.2 mm; plain; snap-on type; gray

/000-007

2009-145



**Item no.: 2009-145/000-012**

Mini-WSB Inline; for Smart Printer; on reel; stretchable 5 - 5.2 mm; plain; snap-on type; orange

/000-012

2009-145



**Item no.: 2009-145/000-023**

Mini-WSB Inline; for Smart Printer; on reel; stretchable 5 - 5.2 mm; plain; snap-on type; green

/000-023

2009-145



**Item no.: 2009-145/000-024**

Mini-WSB Inline; for Smart Printer; on reel; stretchable 5 - 5.2 mm; plain; snap-on type; violet

/000-024

2009-145



**Item no.: 210-805**

Labels; for Smart Printer; permanent adhesive; white

210-805



**Item no.: 210-805/000-002**

Labels; for Smart Printer; permanent adhesive; yellow

/000-002

210-805



**Item no.: 210-831**

Marking strips; on reel; 2.3 mm wide; plain; Self-adhesive; white

















210-831































**Item no.: 210-832**

Marking strips; on reel; 3 mm wide; plain; Self-adhesive; white

210-832

	<b>Item no.: 210-834</b> Marking strips; on reel; 5 mm wide; plain; Self-adhesive; white	210-834
	<b>Item no.: 248-501</b> Miniature WSB Quick marking system; plain; Marker width 5 mm; 10 strips with 10 markers per card	248-501
	<b>Item no.: 248-501/000-002</b> Mini-WSB marking card; as card; not stretchable; plain; snap-on type; yellow	248-501 /000-002
	<b>Item no.: 248-501/000-005</b> Mini-WSB marking card; as card; not stretchable; plain; snap-on type; white	248-501 /000-005
	<b>Item no.: 248-501/000-006</b> Mini-WSB marking card; as card; not stretchable; plain; snap-on type; white	248-501 /000-006
	<b>Item no.: 248-501/000-007</b> Mini-WSB marking card; as card; not stretchable; plain; snap-on type; white	248-501 /000-007
	<b>Item no.: 248-501/000-012</b> Mini-WSB marking card; as card; not stretchable; plain; snap-on type; white	248-501 /000-012
	<b>Item no.: 248-501/000-017</b> Mini-WSB marking card; as card; not stretchable; plain; snap-on type; white	248-501 /000-017
	<b>Item no.: 248-501/000-023</b> Mini-WSB marking card; as card; not stretchable; plain; snap-on type; white	248-501 /000-023
	<b>Item no.: 248-501/000-024</b> Mini-WSB marking card; as card; not stretchable; plain; snap-on type; white	248-501 /000-024
<b>check</b>		
	<b>Item no.: 210-136</b> Test plug; 2 mm Ø; with 500 mm cable; red	210-136
	<b>Item no.: 210-137</b> Test plug; 2.3 mm Ø; with 500 mm cable; yellow	210-137
<b>Locking lever</b>		
	<b>Item no.: 769-428</b> Locking lever; gray	769-428
	<b>Item no.: 769-429</b> Locking lever; orange	769-429
	<b>Item no.: 769-430</b> Locking lever; gray	769-430
	<b>Item no.: 769-431</b> Locking lever; orange	769-431
<b>Insulation stop</b>		

	<b>Item no.: 769-470</b> Insulation stop; 0.08 - 0.2 mm <sup>2</sup> "s" (0.14 mm <sup>2</sup> "f-st"); 5 pieces/strip; white	769-470
	<b>Item no.: 769-471</b> Insulation stop; 0.25 - 0.5 mm <sup>2</sup> ; 5 pieces/strip; light gray	769-471
	<b>Item no.: 769-472</b> Insulation stop; 0.75 - 1 mm <sup>2</sup> ; 5 pieces/strip; dark gray	769-472
<b>Protective Warning Marker</b>		
	<b>Item no.: 280-415</b> Protective warning marker; with high-voltage symbol, black; for 5 terminal blocks; yellow	280-415
<b>General accessories</b>		
	<b>Item no.: 769-436</b> Jumper cover; for 1-conductor female plugs; for 5 poles; gray	769-436
<b>Male plug</b>		
	<b>Item no.: 769-610</b> 1-conductor male connector; 4 mm <sup>2</sup> ; Pin spacing 5 mm; 10-pole; 4,00 mm2; gray	769-610
	<b>Item no.: 769-610/001-000</b> 1-conductor male connector; Snap-in mounting feet; 4 mm <sup>2</sup> ; Pin spacing 5 mm; 10-pole; 4,00 mm2; gray	769-610 /001-000
	<b>Item no.: 769-610/002-000</b> 1-conductor male connector; clamping collar; 4 mm <sup>2</sup> ; Pin spacing 5 mm; 10-pole; 4,00 mm2; gray	769-610 /002-000
	<b>Item no.: 769-610/004-000</b> 1-conductor male connector; Feedthrough flange; 4 mm <sup>2</sup> ; Pin spacing 5 mm; 10-pole; 4,00 mm2; gray	769-610 /004-000
	<b>Item no.: 769-610/005-000</b> 1-conductor male connector; Snap-in flange; 4 mm <sup>2</sup> ; Pin spacing 5 mm; 10-pole; 4,00 mm2; gray	769-610 /005-000
	<b>Item no.: 769-610/006-000</b> 1-conductor male connector; Snap-in flange; 4 mm <sup>2</sup> ; Pin spacing 5 mm; 10-pole; 4,00 mm2; gray	769-610 /006-000
	<b>Item no.: 769-640</b> THT male header; 1.0 x 1.0 mm solder pin; straight; Pin spacing 5 mm; 10-pole; gray	769-640
	<b>Item no.: 769-640/003-000</b> THT male header; 1.0 x 1.0 mm solder pin; straight; clamping collar; Pin spacing 5 mm; 10-pole; gray	769-640 /003-000
	<b>Item no.: 769-640/004-000</b> THT male header; 1.0 x 1.0 mm solder pin; straight; Pin spacing 5 mm; 10-pole; gray	769-640 /004-000
	<b>Item no.: 769-640/007-000</b> THT male header; 1.0 x 1.0 mm solder pin; straight; clamping collar; Pin spacing 5 mm; 10-pole; gray	769-640 /007-000
	<b>Item no.: 769-670</b> THT male header; 1.0 x 1.0 mm solder pin; straight; Pin spacing 5 mm; 10-pole; gray	769-670

	<b>Item no.: 769-670/003-000</b> THT male header; 1.0 x 1.0 mm solder pin; angled; clamping collar; Pin spacing 5 mm; 10-pole; gray	/003-000	769-670
	<b>Item no.: 769-670/004-000</b> THT male header; 1.0 x 1.0 mm solder pin; angled; Pin spacing 5 mm; 10-pole; gray	/004-000	769-670
<b>ferrule</b>			
	<b>Item no.: 216-101</b> Ferrule; Sleeve for 0.5 mm <sup>2</sup> / AWG 22; uninsulated; electro-tin plated		216-101
	<b>Item no.: 216-102</b> Ferrule; Sleeve for 0.75 mm <sup>2</sup> / AWG 20; uninsulated; electro-tin plated		216-102
	<b>Item no.: 216-103</b> Ferrule; Sleeve for 1 mm <sup>2</sup> / AWG 18; uninsulated; electro-tin plated		216-103
	<b>Item no.: 216-104</b> Ferrule; Sleeve for 1.5 mm <sup>2</sup> / AWG 16; uninsulated; electro-tin plated		216-104
	<b>Item no.: 216-201</b> Ferrule; Sleeve for 0.5 mm <sup>2</sup> / 20 AWG; insulated; electro-tin plated; white		216-201
	<b>Item no.: 216-202</b> Ferrule; Sleeve for 0.75 mm <sup>2</sup> / 18 AWG; insulated; electro-tin plated; gray		216-202
	<b>Item no.: 216-203</b> Ferrule; Sleeve for 1 mm <sup>2</sup> / AWG 18; insulated; electro-tin plated; red		216-203
	<b>Item no.: 216-204</b> Ferrule; Sleeve for 1.5 mm <sup>2</sup> / AWG 16; insulated; electro-tin plated; black		216-204
	<b>Item no.: 216-206</b> Ferrule; Sleeve for 2.5 mm <sup>2</sup> / AWG 14; insulated; electro-tin plated; blue		216-206
	<b>Item no.: 216-301</b> Ferrule; Sleeve for 0.25 mm <sup>2</sup> / AWG 24; insulated; electro-tin plated; yellow		216-301
	<b>Item no.: 216-302</b> Ferrule; Sleeve for 0.34 mm <sup>2</sup> / 22 AWG; insulated; electro-tin plated; green		216-302
<b>Strain relief plate</b>			
	<b>Item no.: 769-414</b> Strain relief plate; gray		769-414

## Downloads

## Documentation

## Bid Text

769-110/000-039	doc 26.6 kB	Download
-----------------	----------------	----------

## Additional Information

Technical explanations	Apr 3, 2019	pdf	Download
------------------------	-------------	-----	----------



### CAD/CAE - Smart Data

#### EPLAN

EPLAN Data Portal

[Download](#)

---

#### WSCAD

WSCAD Universe

[Download](#)

---

### Product family

#### X-COM

[Show all products from the family](#)

Subject to changes.

---